






















MIG-EC90 is a video switcher which integrates 4K input & output, multi-layer management and switching control. With the 4K/60Hz 4:4:4 processing technology and 4K matrix design, it allows the 4K mosaic outputs and fade in & out switching.

It offers a touched screen to browse and configurate different parameters. Also, the rotate knob helps make accurate setting of each layer's parameters. Compact, powerful, user-friendly, this is why it is a perfect video switcher for rental events.

Features

-  Support 2 Program outputs (mosaic), 2 AUX outputs (mosaic)
-  4K*2K/60Hz Program and AUX output
-  Customized input & output resolution
-  HDMI2.0 & DP1.2 input
-  12G SDI input
-  Support Program 6 layers & AUX fade switching
-  Support 8 4K*2K/60Hz input
-  Support HDCP1.4&2.2
-  Support save and load up to 5 BKG
-  Layer shadow effect
-  Layer mirror effect
-  Layer border effect
-  Chroma Key
-  Virtual output
-  Support ZOOM and image crop
-  Support preview interface customize edit and input source rename
-  Support save and load user preset up to 20
-  Support touch screen, slide LOGO to unlock and enter menu
-  T-bar switch

Switcher introduction

The menu screen

It works with the mini-knob and lateral buttons to enter, exit, browse and configurate all the settings.

Keypad

To change the layer's size, position and parameters.

Switching area

Switch Program and Preview through T-bar, CUT and TAKE. Other buttons include black screen, freeze image and lock buttons.

Layer area

Button 1-6 correspond to 6 layers, buttons on the right help you change, delete, do full screen, chroma-key and set on the top or bottom for layers.

Background area

Input area

Input sources selecting and EDID / crop setting.

Preset area

Button 1-20 refer to 20 user presets, and the buttons on the right help you save, load and delete these presets. Press the MAIN or AUX button to select the channel of the preset, and MAIN TO PVW and AUX TO PVW to copy the layer of Program output and AUX output to preview.

USB upgrade port

Genlock input & output

4K input port

Network control port

Program output 1

Light interface and switch

Multi-preview output

Program output 2

AUX output 1

AUX output 2

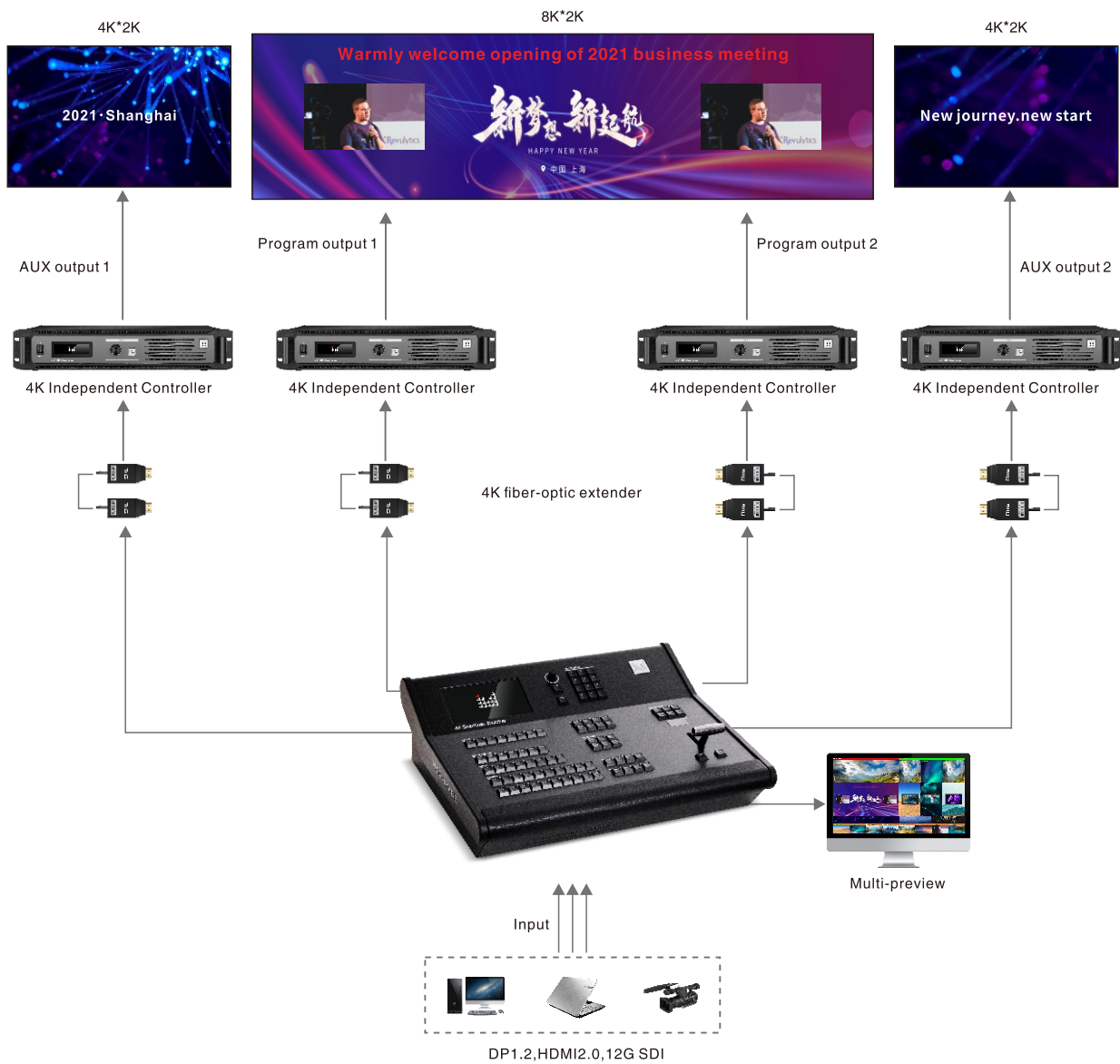
12G SDI

MIG-EC90 series can be grouped into three categories, MIG-EC90-A Input: HDMI2.0x4, DP1.2x2, 12G SDIx2; MIG-EC90-B Input: HDMI2.0x2, DP1.2x4, 12G SDIx2; MIG-EC90-C Input: HDMI2.0x6. The Output configuration is fixed, MAIN and AUX outputs are all 2 main and 2 backup separately.

Main characteristics & application

4K inputs, and 4K outputs that support mosaic

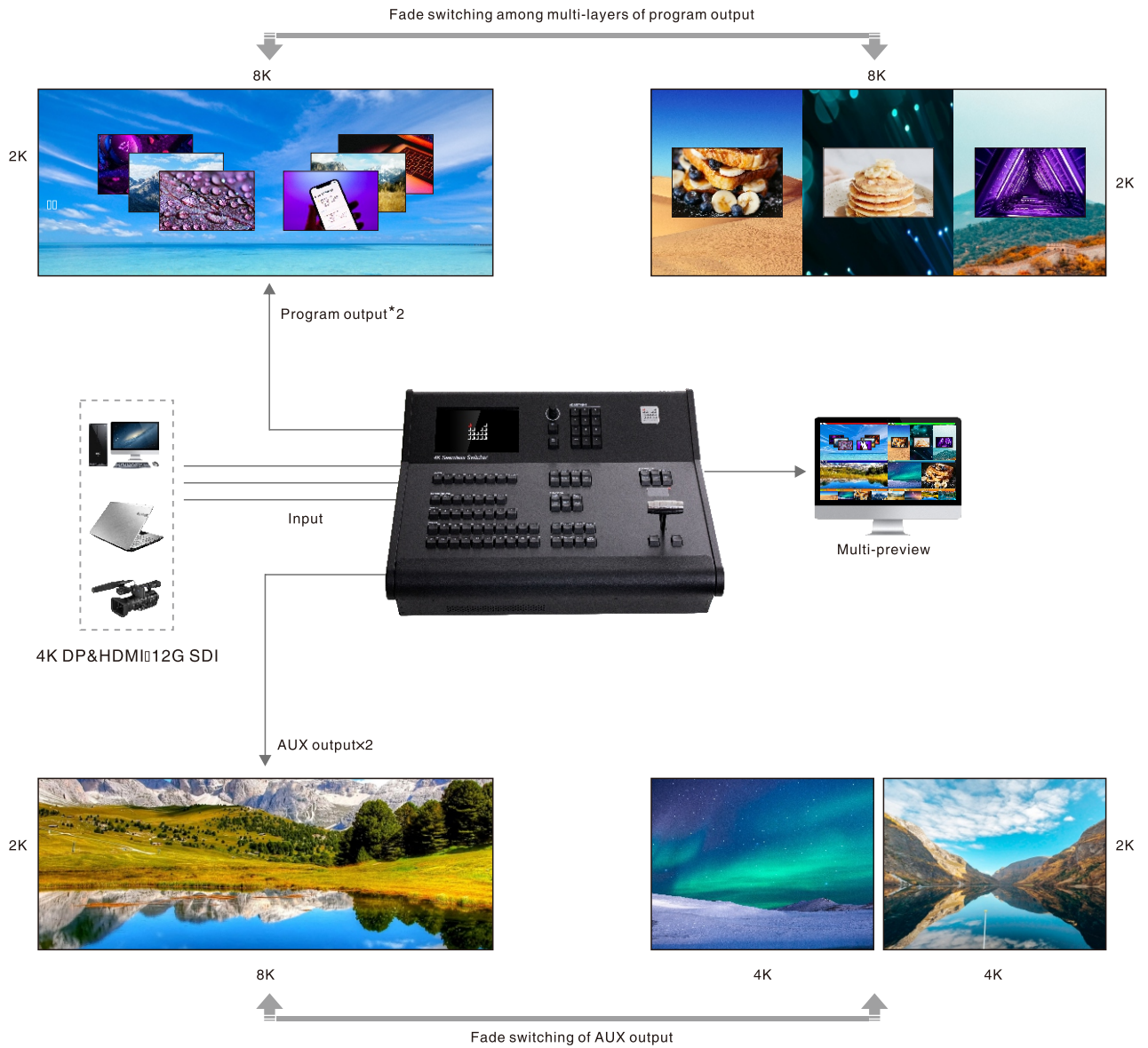
MIG-EC90 has 2 Program outputs and 2 AUX outputs, and all of them support 4K*2K/60Hz or customized resolution. The 2 Program outputs are able to be used independently or mosaic them to 8K*2K, as well as the 2 AUX outputs.



Main characteristics & application

Support Multi-layers, seamless switching

The program output support 6 independent layers, and the size and position of all layers can be set freely. For the AUX outputs, you can set independent displaying, or mosaic them to 1 full layer. Both Program and AUX output support fade in & fade out switching.



▮ Main characteristics & application

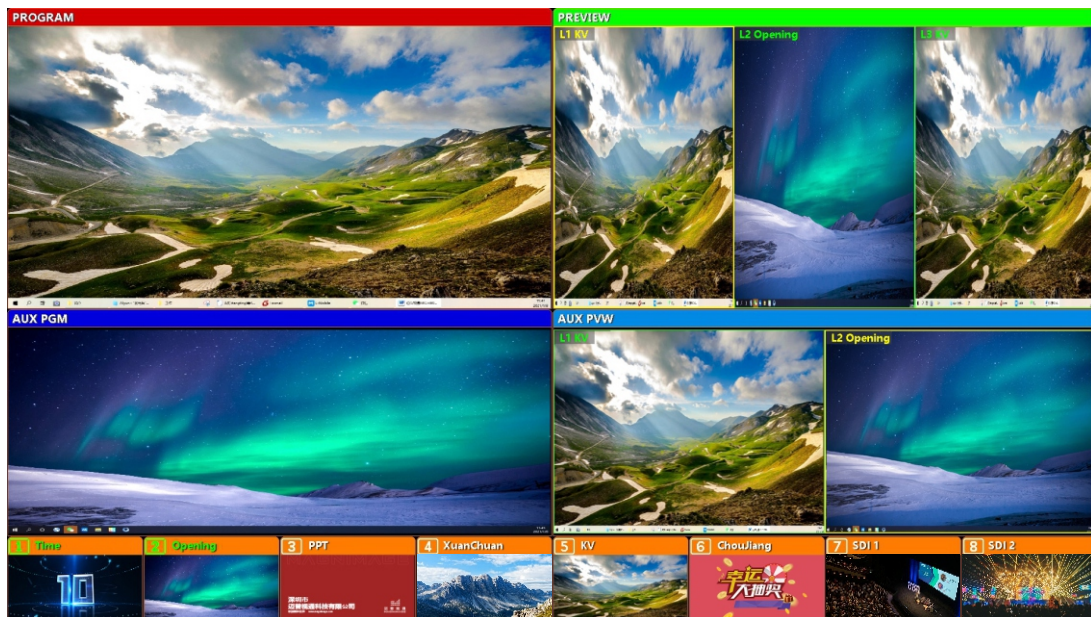
▮ Support layer mirror, border and shadow effects

Program output support mirror, border line and shadow effects.



▮ Inputs and outputs real-time monitoring

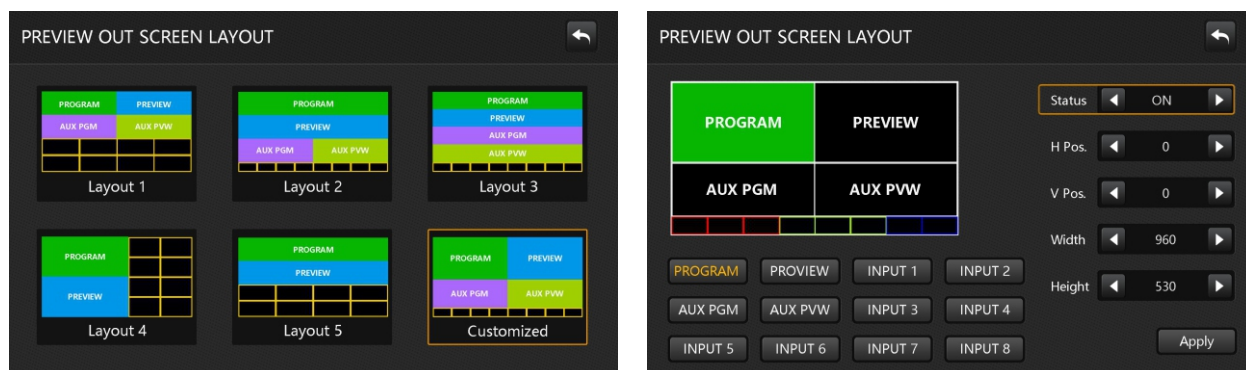
With the help of LCD monitor, this switcher offer you a real-time monitoring for all the inputs and outputs. It also allows you to rename all the input labels.



Main characteristics & application


Different choices of Multi-preview layout

There are 5 Multi-preview layout templates, and each template includes Program output, Program output preview, AUX output, AUX output preview and input sources, totally 5 sections. You can also customize the layout from size, position and on/off.



12G SDI input


Support 12G SDI input, can be able to lossless transmit standard 4K@60Hz video input source, and compatible with resolution under 4K. it meets the high requirements of video signal transmission in broadcasting and television industry.



▮ Main characteristics & application

📱 Multiple control modes

Touch screen can set parameters, and slide logo to unlock and enter menu. Support T-Bar switch or CUT/TAKE button to switch. Support UDP central control.



Touch screen control



T-Bar switch



UDP Central control

Technical Parameters

Input indication					
Port	Model	MIG-EC90-A	MIG-EC90-B	MIG-EC90-C	Resolution
	HDMI2.0		4	2	
DP1.2		2	4	/	3840×2160/60Hz and EDIDmanagement
12G SDI		2	2	2	3840×2160/60Hz and EDIDmanagement, 3840×2160/30Hz, 1920×1080/60Hz, compatible with resolution below 4K

Output indication				
Type	Port	Quality	Resolution	
Program output	HDMI	2×2	4092×2160/60Hz, 4092×2160/50Hz, 3840×2160/60Hz, 3840×2160/50Hz, 3840×1080/60Hz and customized output resolution, maximum width 4092, maximum height 2600	
AUX output	HDMI	2×2		
Multi-preview	DVI+HDMI	1+1	1920×1080/60Hz	

*2×2: 3 groups of output, each includes 2 duplicate ports.

Specification	
Input power supply	100~240V AC 50/60Hz
Power consumption	120w
Overall dimension(LxWxH)	600mm×456.4mm×145.8mm
Net weight	13.5kg



Shenzhen Magnimage Technology Co., Ltd.

Address: 8F, Bld. F5, TCL International E City, #1001
 Zhongshan Park Road, Nanshan, Shenzhen, China, 518052
 Tel: 0755-86647651 Fax : 0755-86647650

Website: www.magnimage.com.cn

24h 400-6868-203